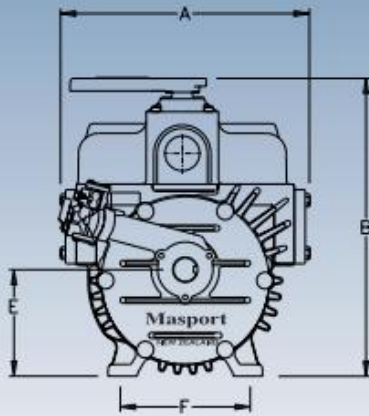
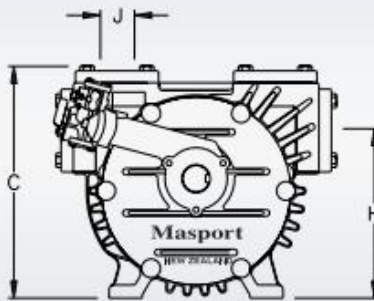
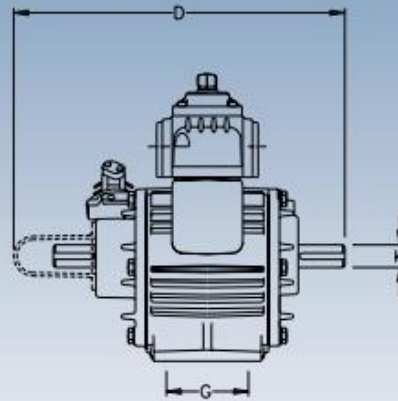


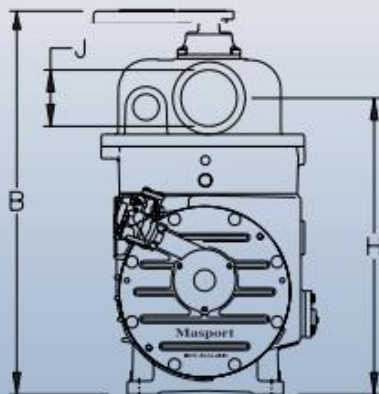
Pump Dimensions



HXL2V



HXL2F



HXL400WV

Masport Part Numbers

	NPT	BSP
H1	968120	968120
HXL2V	968150	968150
HXL3V	968245	968245
HXL4V	968440	968440
HXL7.5V	968675	968682
HXL7.5WV	968670	968672
HXL15V	968880	968891
HXL400WV	968980	968990
	NPT	BSP
H1F	968110	968110
HXL2F	968140	968140
HXL3F	968235	968235
HXL4F	968435	968435
HXL7.5F	968685	968687
HXL7.5WF	968680	968681
HXL15F	968895	968885
HXL15WF	968900	968855
HXL400WF	968985	968995

V = Valve Model W = Water Cooled F = Flange Model

Pump	A	B	C	D	E	F	G	H	J	K	Keyway
H1	187	281	164	266	90.5	125.4	45.2	125.4	1"	25	7x8x35
HXL2	297	355	247	350	127	154.8	51	178	1 1/2"	25	7x8x35
HXL3	297	343	247	407	127	154.8	101.6	178	1 1/2"	25	7x8x35
HXL4	297	345	247	556	122.2	165.9	202.4	167	2"	13/8	5/16 x 5/16 x2
HXL7.5	305	528	364	555	190.5	219	122.2	381	2 1/2"	13/8	5/16 x 5/16 x2
HXL7.5W	305	528	364	555	190.5	219	122.2	429	2 1/2"	13/8	5/16 x 5/16 x2
HXL15W	330	610	408	658	188.9	220.6	239.7	491	3"	13/8	5/16 x 5/16 x2
HXL15	363	567	533	658	188.9	220.6	239.7	412	3"	13/8	5/16 x 5/16 x2
HXL400W	330	640	533	680	188.9	220.6	239.7	490	3"	13/8	5/16 x 5/16 x2

All Dimensions in mm.

For additional information, please contact your Masport Distributor.

Pump Specifications

MASPORT PUMP MODEL	H1V	H1F	HXL2V	HXL2F	HXL3V	HXL3F	HXL4V	HXL4F	HXL5F	HXL5V	HXL75F	HXL75V	HXL75WF/V	HXL15WF/V	HXL400WF/V			
Cooling Method	Air		Air		Air		Air		Air		Air		Liquid	Liquid	Liquid			
Recommended Optimum Tank Capacity - litres	250 - 1000		1000 - 2500		2500 - 3500		3000 - 5000		3000 - 6000		6000 - 10000		9000 +	15000 +	20000 +			
Displacement CFM @ RPM	23@1425		61@1425		91@1425		137@1225		204 @ 1250		230 @ 1250		229 @ 1250	332 @ 1275	400 @ 1350			
RPM range	1250-1750		1225-1750		1225-1750		1100-1400		1100 - 1275		1100 - 1275		1100 - 1275	1100 - 1275	1100 -1350			
Maximum Continuous Vacuum - "Hg	20		20		20		20		20		20		24	24	24			
Maximum Intermittent Vacuum - "Hg	27		27		27		27		27		27		27	27	27			
Maximum Continuous Pressure - PSIG	15		15		15		15		15		15		15	15	15			
Maximum Intermittent Pressure - PSIG	15		15		15		25		25		25		25	25	25			
Port Size - BSP	1"		1 1/2"		1 1/2"		1 1/2" or 2"		2" or 2 1/2"		2 1/2"		2 1/2"	3"	3"			
Lubrication System Type	Dripper		Mech Oil Pump		Mech Oil Pump		Mech Oil Pump		Mech Oil Pump		Mech Oil Pump		Mech Oil Pump	Mech Oil Pump	Mech Oil Pump			
Adjustable Oil Flow Rate	No		No		No		No		No		No		No	No	No			
Lubrication Points	2		2		2		4		4		4		4	4	4			
HXL Lubricator Oil Capacity - Gallons	1.2		1.2		1.2		1.2		1.2		1.2		1.2	1.2	1.2			
Net Weight - Kgs	18	19	35	37	45	49	64	68	75	86	89	100	98	111	138	149	180	195

Performance Data - Vacuum

MASPORT PUMP MODEL	RPM	CFM	CFM and ACFM @ VACUUM - "Hg											Max Vacuum Hg"		Horsepower Req'd @ Hg"		
			5	10	15	18	20	22	24	25	26	27	Cont	Intermt	15	20	27	
H1V, H1F	1425	23	CFM ACFM	17 21	14 20	10 20	8 19	6 18	4 17	3 16	2 14	2 12	1 10	20	27	1	1.2	1.4
HXL2V, HXL2F	1425	180	CFM ACFM	50 60	39 59	29 58	22 55	18 55	14 54	11 54	9 52	7 50	5 49	20	27	2.5	2.8	3.1
HXL3V, HXL3F	1425	91	CFM ACFM	73 88	58 87	43 86	33 82	27 81	21 77	15 75	12 74	9 69	6.2 62	20	27	3.5	3.9	4.5
HXL4V, HXL4F	1225	137	CFM ACFM	116 136	88 132	63 127	46 115	37 111	26 97	16 80	14 78	9.6 71	4.1 41	20	27	5.5	6	6.6
HXL5F, HXL5V	1250	204	CFM ACFM	112 134	89 133	64 128	50 125	40 120	31 116	20 100	15 90	11.7 88	8.2 82	20	27	6.2	6.8	7.5
HXL75F, HXL75V	1250	230	CFM ACFM	162 195	127 190	92 184	71 177	55 164	43 160	26 129	18 108	10 77	3.5 35	20	27	9.7	11	12.3
HXL75WF, HXL75WV	1250	229	CFM ACFM	162 195	127 190	92 184	71 177	55 164	43 160	26 129	18 108	10 77	3.5 35	24	27	9.7	11	12.3
HXL15WF, HXL15WV	1250	350	CFM ACFM	246 295	175 263	139 278	104 261	83 248	62 233	38 192	26 158	16 118	6 60	24	27	17	18.5	21
HXL400WF, HXL400WV	1350	400	CFM ACFM	314 377	237 356	175 350	140 350	117 350	93 350	66 350	54 324	41 308	29 290	24	27	17	18.6	21

Performance Data - Pressure

MASPORT PUMP MODEL	RPM	CFM	SCFM @ PSI			
			5	10	15	20
H1V, H1F	1425	23	21	20	19	-
HXL2V, HXL2F	1425	61	55	53	47	-
HXL3V, HXL3F	1425	91	83	79	75	68
HXL4V, HXL4F	1225	137	115	109	104	92
HXL5F, HXL5V	1250	204	131	127	121	115
HXL75F, HXL75V	1250	230	193	184	175	154
HXL75WF, HXL75WV	1250	230	193	183	175	154
HXL15WF, HXL15WV	1250	350	293	279	266	235
HXL400WF, HXL400WV	1350	400	372	356	339	300

Max Pressure PSI		Horsepower Req'd @ PSI			
Continuous	Intermittent	5	10	15	20
10	15	1	1.5	1.8	-
		3.2	3.4	4.3	-
15	25	4	5.8	7.3	-
		5.5	7.7	9.7	12
15	25	6.2	8.8	11	13.6
		11	14.2	17.7	21
15	25	7.8	9.2	9.7	10.9
		16	20	26	31
		18.3	23.6	30.1	36

Masport Vacuum Pumps are capable of operating at performance figures greater than shown above, please contact your local Masport Distributor to discuss your specific requirements.